




## **Zoning Selection Guide**


Select the Right Zoning Products for Your Application

## Choose Your Zoning System In 4 Easy Steps


Steps 3 and 4 The Same For All Zoning Systems.

STEP 1: SELECT A ZONE PANEL KIT		
	Kits include: TrueZONE® Panel C7735A1000 Discharge Air Temperature Sensor AT140A1042 40VA Transformer	
	Kits:	
	HZ432K	For conventional, heat pump or dual fuel applications up to 4 zones expandable to 32 zones* (3H/2C)
	HZ322K	For conventional or heat pump applications up to 3 zones (2H/2C)
	HZ311K	For conventional applications up to 3 zones (1H/1C)
	HZ221K	For single stage heat pump applications with auxillary heat up to 2 zones (2H/1C)
*Every additional 4 zones requires one TAZ-4 Expansion Panel and AT140A1042 Transformer		

STEP 2: SELECT A THERMOSTAT FOR EACH ZONE*		
	Wired thermostats:	
	IAQ thermostat:	
	TH8321WF1001	Wi-Fi 8000
	TH8321R1001	RedLINK 8000
	Non IAQ models:	
	TH6320WF2003	Lyric T6 Wi-Fi with Vent Control 3H/2C heat-pump or 2H/2C conv.
	TH6220WF2006	Lyric T6 Wi-Fi 2H/1C heat-pump or 2H/2C conv.
	TH6320U2008	T6 Pro 3H/2C heat-pump or 2H/2C conv.
	TH6220U2000	T6 Pro 2H/1C heat-pump or 2H/2C conv.
	TH6210U2001	T6 Pro 2H/1C heat-pump or 1H/1C conv.
Note: Most other wired thermostat options are compatible with the Honeywell TrueZONE panels..		
	Wireless Thermostats: (use with HZ322 or HZ432 Redlink panels)	
	IAQ thermostat:	
	YTHX9421R5085	Prestige IAQ kit. EIM wired to zone panel. R and C only at thermostat
	TH8321R1001	RedLINK 8000 IAQ. THM5421R1021 EIM ordered separate
	Non IAQ models	
	TH8320R1003 *	RedLINK 8000. 3H/2C heat pump. 2H/2C conventional
	TH8110R1008 *	RedLINK 8000. 1H/1C heat pump. 1H/1C conventional
	TH6320R1004 *	RedLINK programmable FocusPRO. 3H/2C heat pump. 2H/2C conventional
	TH5320R1002 *	RedLINK NP FocusPRO. 3H/2C heat pump. 2H/2C conventional
	*THM4000R adaptor required when using wireless thermostats to HZ322 or HZ432. One THM4000R per zone panel. EIM used instead of THM4000R if IAQ controlled by TH8321R. Cannot use TAZ-4 add-a-zone if THM4000R wireless adaptor is used.	

STEP 3: SELECT ZONING DAMPERS		
	ARD and ZD dampers are 2-wire, spring-open/power closed. Additional ZD and ARD damper sizes available. RRD dampers are 3-wire, power-open/power-closed	
	Rectangular Supply Dampers-common sizes. Motor mounted on 2nd dimension	
	ZD10x8TZ	ZD18x8TZ
	ZD12x8TZ	ZD20x8TZ
	ZD14x8TZ	ZD20x10TZ
	ZD16x8TZ	ZD24x8TZ
	Round Supply Dampers-common size	
	ARD6TZ	ARD14TZ
	ARD8TZ	ARD16TZ
	ARD10TZ	ARD18TZ
	ARD12TZ	ARD9TZ
	Retrofit Round Dampers	
	RRD5	RRD7
	RRD6	RRD8

	
	CPRD8
	CPRD10
	CPRD12
	CPRD14

	APPLICATION
	2 ZONES. WIRED T
	3 ZONES. WIRED T
WIRED THERMOSTATS	4-32 ZONES
	2-3 zones WIRELESS ZONING With TH6320R RedLINK THERMOSTATS
	4 zones WIRELESS TH6320R or TH5320R WIRELESS THERM
WIRELESS THERMOSTATS	2-3 zones WIRELESS With TH8110R, TH8321R RedLINK THERMOSTATS
	4 zones WIRELESS With TH8110R, TH8321R RedLINK THERMOSTATS
	5-32 zones WIRELESS ZONING With TH6320R RedLINK THERMOSTATS
WIRELESS THERMOSTATS	5-32 zones WIRELESS With TH8110R, TH8321R RedLINK THERMOSTATS

STEP 4: SELECT BYPASS DAMPERS				
<p>Calculate Total CFM, Then Choose Supply-To-Return Bypass</p> $\frac{\text{Total CFM of system (minus) CFM smallest zone (equals) Total CFM to bypass}}{\text{(Bypass sized @.25 in. w.c)}}$				
CFM RANGE				
up to 600 CFM				
up to 1000 CFM				
up to 1400 CFM				
up to 1700 CFM				

ZONING CONTROL PANEL SELECTION GUIDE				
	CONVENTIONAL 1-HEAT/1-COOL	HEAT PUMP WITH SINGLE STAGE COMPRESSOR AND ELECTRIC AUXILIARY HEAT STAGE.	GAS FURNACE WITH 2 HEAT STAGES AND 2 COOL STAGES. HEATPUMP WITH 2 COMPRESSOR STAGES AND NO AUXILIARY HEAT. HEATPUMP WITH 1 COMPRESSOR STAGE + AUXILIARY HEAT. HYDROAIR HEAT.	HEATPUMP WITH 2 COMPRESSOR STAGES + AUXILIARY HEAT. DUAL FUEL HEATPUMP WITH 1-2 COMPRESSOR STAGES + 1-2 FURNACE STAGES. 3 CONVENTIONAL HEAT STAGES + 1-2 COOL STAGES.
THERMOSTATS	HZ311K	HZ221K (Heatpump thermostats with O wire only. For conventional thermostats or heatpump thermostats with B changeover, use HZ322K.	HZ322K	HZ432K (C7089U1006 wired outdoor sensor needed for dual fuel)
HERMOSTATS	HZ311K	HZ322K	HZ322K	HZ432K (C7089U1006 wired outdoor sensor needed for dual fuel)
	HZ432K for the first 4 zones. Add a TAZ-4 + separate transformer for each additional 4 zones			HZ432K for the first 4 zones. Add a TAZ-4 + separate transformer for each additional 4 zones, ( C7089U1006 wired outdoor sensor needed for dual fuel)
SS 320R or K WIRELESS	HZ322K + THM4000R adaptor			HZ432K + THM4000R adaptor (C7089R1013 wireless outdoor sensor needed for dual fuel)
ZONING With 320R RedLINK OSTATS	HZ432K + THM4000R adaptor			
SS ZONING 8320R, or K WIRELESS	HZ322K + THM4000R adaptor. (Cannot do remote scheduling when THM4000R and THM6000R gateway are used. TH8321R loses IAQ control when used with THM4000R)			HZ432K + THM4000R adaptor. (TH8110R, TH8320R, and TH8320R models can do remote scheduling when wired to the panel. These models cannot do remote scheduling when THM4000R and THM6000R gateway are used. TH8321R loses IAQ control when used with THM4000R). (C7089R1013 wireless outdoor sensor needed for dual fuel)
ZONING 8320R, or K WIRELESS	HZ432K + THM4000R adaptor. (Cannot do remote scheduling when THM4000R and THM6000R gateway are used. TH8321R loses IAQ control when used with THM4000R)			
ESS 320R or K WIRELESS	HZ432K for the first 4 zones. Add a TAZ-4 + separate transformer for each additional 4 zones. THM4000 CANNOT be used for systems with over 5 zones. A separate THM5320R EIM is needed for each TH5320R or TH6320R wireless thermostat. (C7089U1006 wired outdoor sensor needed for dual fuel)			
ESS ZONING 8320R, or K WIRELESS	HZ432K for the first 4 zones. Add a TAZ-4 + separate transformer for each additional 4 zones. THM4000 CANNOT be used for systems with over 5 zones. A separate THM5421R1021 EIM is needed for each TH8110R, TH8320R, or TH8321R wireless thermostat. EIMs should be spaced at least 2 feet apart. (C7089U1006 wired outdoor sensor needed for dual fuel)			





RedLINK™ Zoning Options

With IAQ control from zone 1 stat.

See figure 2 below for basic wiring


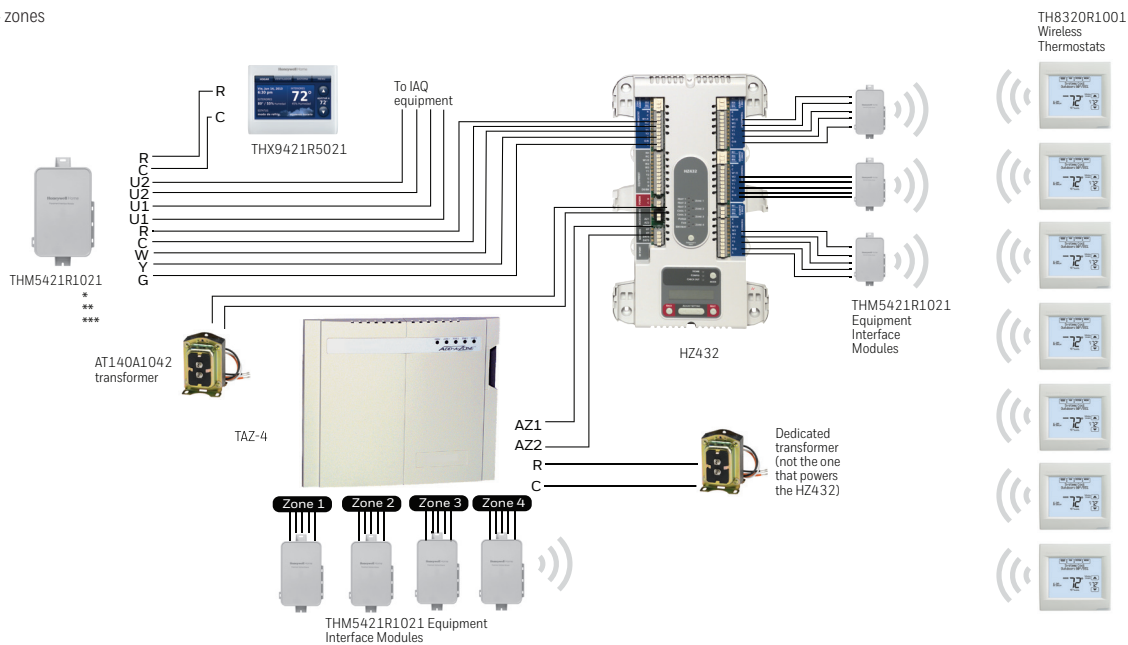
OPTION D: MORE THAN 4 ZONES (CANNOT USE THM4000R WIRELESS ADAPTOR)			
1-3 STAGE FURNACE + 1-2 STAGE COOLING, HEAT-PUMP WITH 1-2 COMPRESSOR STAGES + AUXILIARY HEAT, OR 1-2 STAGE HEAT-PUMP + 1-2 STAGE GAS FURNACE (DUAL FUEL)			
Parts list:	Description	Quantity	
	HZ432K zone panel kit	Includes HZ322 zone panel, C7735A1000 discharge sensor, and AT140A1042 transformer	1
	TAZ-4	Add-a-zone panel	1 per each additional 4 zones
	AT140A1042	40VA transformer	1 per TAZ-4 panel
	IAQ thermostat	Either THX9421R5021 Prestige or TH8321R1001 for zone 1. (If IAQ control is desired)	1
	TH8320R1003	RedLINK 8000 thermostat(s)	1 for each wireless, non IAQ zone
	THM5421R1021	EIM for zone 1 IAQ thermostat or any zones that are wireless. (separate for each thermostat)	1 for each wireless thermostat
Note: Most wired thermostats are compatible if wireless thermostats are not desired.			
	C7089U1006	Wired outdoor sensor (required for dual fuel applications only)	1

Fig. 2. More than 4 zones



\* The subbase of each THX9421R5021 thermostat needs to be wired to a 24 volt transformer. This can either be the transformer that powers the zone panel or a separate transformer.

\*\* EIMs need to be at least 2 feet apart from each other.

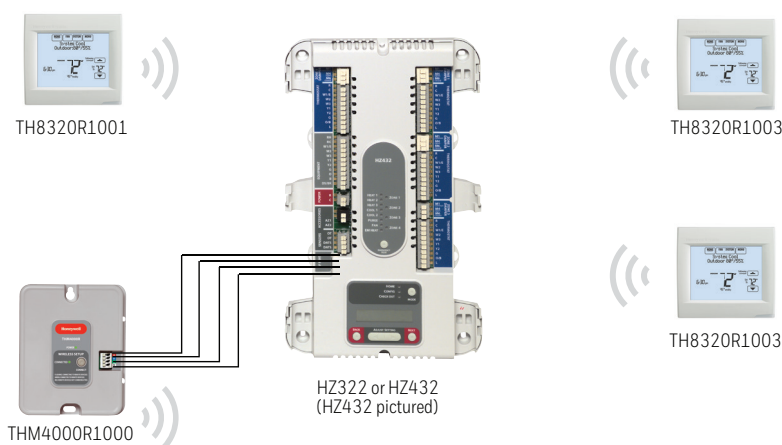
\*\*\* The supply and return sensors included in the YTHX9421 Prestige IAQ kits are not used in zoning applications. The thermostats cannot be set for Delta-T diagnostics when used in zoning applications.

RedLINK™ Zoning Options

NO IAQ EQUIPMENT OR ECONOMIZER CONTROL

For any of the 2-4 zone applications listed in this document that do not need to control a Humidifier, Dehumidifier, Ventilator, economizer, or Remote Indoor Sensor, you can eliminate the THM5421R1021. You can use TH8320R1003 or THX9421R5021 thermostats for all zones and enroll all the RedLINK thermostat to the THM4000R \*\*\* wireless adaptor..

Fig. 3. No IAQ equipment



# Resideo Zoning Commitment

Resideo zoning systems are built with you, the contractor, in mind. Resideo understands that customer satisfaction, as well as profit, are important to your business. That's why Resideo zoning systems are built for installation simplicity and reduced callbacks. Resideo is committed to delivering the most reliable zone panels and dampers in the industry to help keep your customers and your bottom line in the comfort zone.

## For more information

[resideo.com/pro](https://resideo.com/pro)



**resideo**

## **Resideo Technologies, Inc.**

1985 Douglas Drive North  
Golden Valley, MN 55422  
1-800-468-1502  
[resideo.com](https://resideo.com)

Doc I SC I 06/20  
© 2020 Resideo Technologies, Inc. All rights reserved. The Honeywell Home trademark is used under license from Honeywell International, Inc. This product is manufactured by Resideo Technologies, Inc., and its affiliates.

**Honeywell Home**